

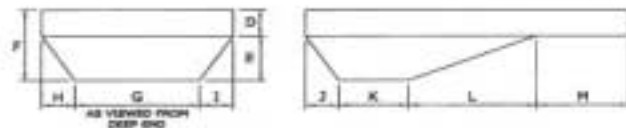
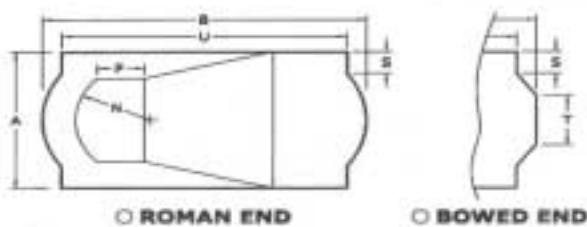
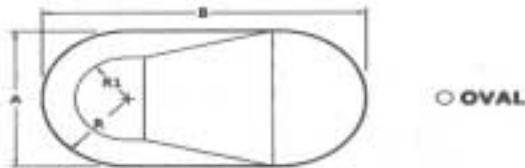
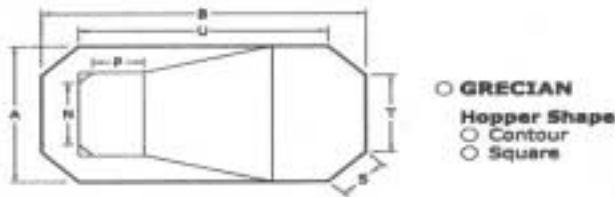
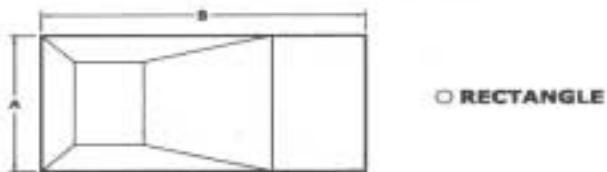
Imperial Pools of St. Louis
 HC 88 Box 39
 Courtois, MO 65565
 800-766-5864
 www.800pooltogo.com

Call Imperial Pools of St. Louis
 on how to measure.
 800-766-5864
 Poolguys@misn.com

Important!
 All Pools are NOT square!

Diagonal Measurements MUST be given on Lazy-L-Pools.

TO PREVENT DELAYS, PLEASE FILL OUT BOTH AREAS OF THIS FORM AS ACCURATELY AS POSSIBLE!



SELECT CORNER TYPE

SQUARE



RADIUS



DIAGONAL



Company: _____
 Address: _____
 CITY _____ STATE _____ ZIP _____
 Phone: () _____
 Ordered By: _____
 PO#: _____
 Date: _____

SHIPPING INSTRUCTIONS

Company: _____
 Address: _____
 CITY _____ STATE _____ ZIP _____
 MarkBox: _____
 Ship Via: _____
 Other: _____

FINISHED DIMENSIONS

A _____ G _____ J _____ R _____
 B _____ H _____ K _____ R1 _____
 D _____ I _____ L _____ S _____
 E _____ M _____ T _____
 F _____ M2 _____ U _____
 N _____
 P _____

SAFETY LEDGE _____
 COVE OFFSET _____
 COVE DEPTH _____
 Is the Pool Bottom 'BOWLED' or 'DISHED' out? _____
 If 'YES', supply additional drawings showing bottom design.

IMPORTANT!

Additional Pool Shapes

- ROUND
- TRUE-OVAL
- JEWEL
- HEXAGON
- OCTAGON
- DECAGON
- OTHER _____

Total Square Footage is: _____

BEAD

- Yes No _____ in. overlap
- Reverse Esther Williams (large bead)

PATTERN

Wall Pattern: _____
 Floor Pattern: _____
 Vinyl Thickness: 20 Mil 30 Mil

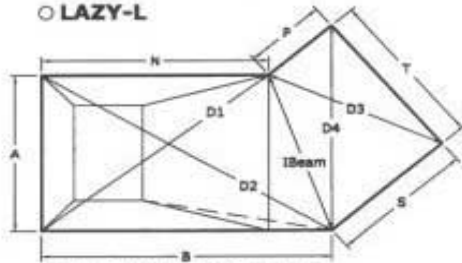
IMPORTANT!
All Pools Are NOT Square!
Diagonal Measurements MUST Be Given On Lazy-L Pools.

TO PREVENT DELAYS, PLEASE FILL OUT
BOTH SIDES OF THIS FORM AS
ACCURATELY AS POSSIBLE!

SELECT DIRECTION OF POOL
AS VIEWED FROM THE SHALLOW END

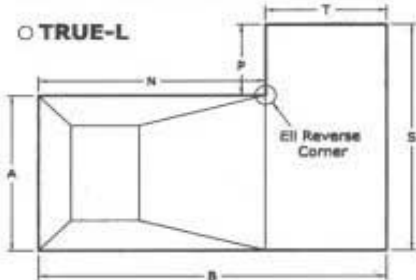
LEFT RIGHT (SHOWN)

LAZY-L

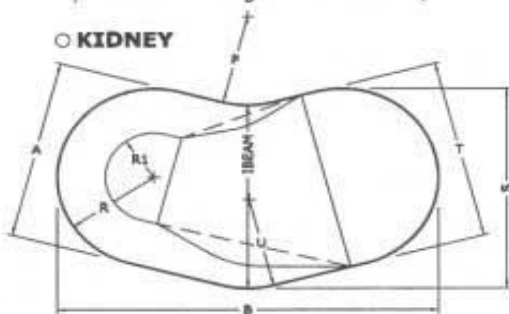


SHALLOW-END BREAK LINE:
 Follows IBeam Measurement
 Perpendicular to B Wall

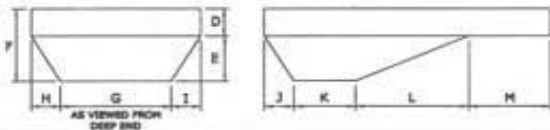
TRUE-L



KIDNEY



SLOPE CONTOUR:
 Slope Valley Follows Perimeter
 Slope Valley is Straight to Hopper



SELECT ELL REVERSE CORNER TYPE

SQUARE RADIUS DIAGONAL

90° INCH RAD. INCH DIAG.

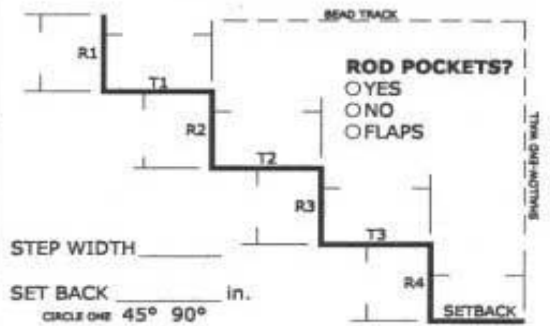
SELECT CORNER TYPE

SQUARE
 90°

RADIUS
 INCH RAD.

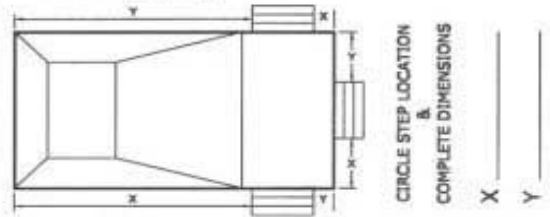
DIAGONAL
 INCH DIAG.

VINYL STEP



STEP WIDTH _____
SET BACK _____ in.
CIRCLE ONE 45° 90°

CORNERS
CIRCLE ONE 6"rad 90°



STEP MANUFACTURER: _____

FINISHED DIMENSIONS

A _____	D1 _____	G _____	R _____
B _____	D2 _____	H _____	R1 _____
D _____	D3 _____	I _____	U _____
E _____	D4 _____	J _____	T _____
F _____	IBEAM _____	K _____	S _____
SAFETY LEDGE _____		L _____	N _____
COVE OFFSET _____		M _____	P _____
COVE DEPTH _____			

Is the Pool Bottom 'BOWLED' or 'DISHD' out? _____
If 'YES', supply additional drawings showing bottom design.

IMPORTANT!

Total Square Footage is: _____

Additional Pool Shapes

FIGURE-8
 TEE
 OASIS
 MARTINIQUE
 FREE-FORM
(See Free-Form Order Form)

BEAD

Yes No _____ in. overlap
 Reverse Esther Williams (large bead)

PATTERN

Wall Pattern: _____
Floor Pattern: _____
Vinyl Thickness: 20 Mil 30 Mil

SPECIAL INSTRUCTIONS / ADDITIONAL INFORMATION

Pool Owner Signature _____